

<b>Title: Retrofit of an additional heat protection for the lower ignition cables for 915iS</b>		
<b>AG-SB-2024-2-B-EN</b>	<b>Effective Date:</b>	<b>Compliance Category:</b>  <del>A – MANDATORY</del> <del>B – RECOMMENDED</del> <del>C – OPTIONAL</del>
<b>Applicability</b>		
<b>Aircraft type &amp; model:</b>  Cavalon	<b>Affected Serial number(s):</b>  All fitted with Rotax 915iS engines up to serial V00564	
The maintenance manual to be referenced is this stated or subsequent issue.		As per AutoGyro website
<p>This form is the response from AutoGyro GmbH either against a problem found in the product in service requiring a containment or rectification action, or as service information for aircraft modification incorporation. For help, contact <a href="mailto:airworthiness@auto-gyro.com">airworthiness@auto-gyro.com</a>.</p>		

**Documentation (Service Bulletin Completion action)**

The accomplishment of this Service Bulletin, or the decision of its rejection, must be properly documented within the aircraft records, in line with the requirements of the responsible aviation Regulatory Authority.

A worksheet may be attached to this bulletin to aid correct embodiment of this SB. This should be completed and retained with the aircraft records.

**Category Codes**

A – Mandatory – failure to comply result in a significant reduction of flight safety, injury or death  
 B – Recommended – failure to comply may result in reduced safety margin, injury and/or equipment damage  
 C - Optional – improves operating behavior, reliability and/or maintainability

**Document approval signatures**

<b>Head of Engineering</b>	<b>Head of Airworthiness</b>

The technical content of this document is approved under the authority of the UK CAA Design Organisation  
Approval Ref: DAI/9917/06

<b>Contact &amp; Info:</b> <a href="mailto:airworthiness@auto-gyro.com">airworthiness@auto-gyro.com</a> <a href="http://www.auto-gyro.com">www.auto-gyro.com</a>	<b>AutoGyro GmbH</b> Dornierstr. 14 31137 Hildesheim
--	--

**Reason and overview of the Service Bulletin (cause of problem if known)**

Following market feedback, AutoGyro has improved the Rotax heat protection for the lower spark plug leads for Cavalon 915iS engines by the fitment of additional heat protection sleeves.

This SB gives the instructions to retrofit the heat protection.

**Manpower estimates**

A max. of 0.5 hour is estimated to retrofit the heat protection on the ignition cables.

**Compliance**

There are no compliance requirements associated with this SB.

**Customer Support**

Can be contacted for questions.

**Tooling required**

Standard tools

**Weight and Balance Effects**

None

**Manuals affected**

POH & AMM AutoGyro is not affected

**Previous Modifications that affect the SB**

None

**Accomplishment instructions (Action required to implement this bulletin):**

All work is to be carried out in accordance with the latest model-relevant AutoGyro Aircraft Maintenance Manual and Periodic Service Worksheet.

**Procedure:**

- 1.) Remove the cowling according to chapter 52-00-00 4-1.
- 2.) Remove the lower spark plug connectors from the spark plugs, noting which plug lead number connects to which plug, and remove the cable ties
- 3.) Unscrew the lower spark connector plugs from the ignition cables
- 4.) Add the additional heat protection
- 5.) Screw the spark plug connectors securely back onto the cables
- 6.) Install new cable ties and refit the spark plug connectors to the plugs. Ensure the correct plug connectors are connected to the correct plugs!
- 7.) Perform a test run of the engine
- 8.) Re-install cowlings according to 52-00-00 4-1


Illustrations

Old version with only Rotax heat protection:




Rotax heat protection

Cable tie and spark plug connector removed:




Installed additional heat sleeve:



Spark plug connector screwed back on and new cable tie installed:



New version with Rotax and AutoGyro heat protection:



Additional AutoGyro heat protection

**Any life-limit changes must be recorded within the aircraft documentation, in line with the requirements of the country of operation.**

Nil

**Material information (Parts required to be made to implement this service bulletin):**

Nil

**List of components (with purchasable part numbers)**

48711 – heat protection ignition cable motor kit

**Interchangeability**

Nil

**Parts disposition**

- a) Disposal requirements –
- b) Environmental hazards of parts containing hazardous materials –
- c) Scrap requirements (e.g. mutilate scrapped items beyond use) –